

MITUM

www.mitum.com.pl, mitum@mitum.com.pl

tel. 661 241 966



CITY







designer: Zbigniew Kostrzewa



CITY

The design of the **CITY** series was inspired by the independent town architecture in the times of Renaissance when beauty was synonymous with functionality. This is the true origin of the **platform**, which allows placing the employees at the desk in an orderly fashion, ensures full **ergonomics**, and creates space for a **comfortable** workplace.

BLF01 bench	1600/1640/740
ZT03 fabric panel	1600/47/560
ZS02 storage	2000/434/1129



Open workspaces do not have to be boring. Vibrant colours and diverse forms of panels break up the static nature of the system and promote **creative inventiveness**. The open space allows for the rapid exchange of information and the **free movement** of knowledge. Wide convenient extensions can serve as additional workspaces or areas for office equipment.

BLF15 x 2 bench	2800/1640/740
PLF01 x 2 extension	1640/600/28
ZT43 x 2 fabric panel	1400/47/560
ZT41 x 2 fabric panel	1400/47/560
A5504 x 4 storage	800/432/1833
A2Z06 x 3 tambour storage	1200/434/740





The character of **CITY** is changing to suit the working environment. The panels can also be ordered in a single colour and the top of the desk can have a Canadian Oak finish. This colour spectrum ensures that the system **always fits** into a traditional office interior.

BLF15 bench	2800/1640/740
PLF01 x 2 extension	1640/600/28
ZT43 fabric panel	1400/47/560
ZT41 fabric panel	1400/47/560

S81 vertical cable duct



BLF16 desk 1600/800/740
+ **M01** mediabox 4x230V, RJ45
PLF04 extension 800/600/740
S81 vertical cable duct

BLF18 desk 1800/800/740
+ M03 top access
SLD12 pedestal 416/600/590
PLF80 table \varnothing 800/740
A6505 x 3 storage 1000/432/2185



Platform CITY can also be arranged in an **individual workspace** for the manager that includes a media port and a convenient extension under which a pedestal can be put.

BLF16 desk 1600/800/740
+ **M01** mediaport 4x230V; RJ45
A5404H x 2 storage with HPL front 800/432/1833
+ **AS300** x 2 glass door 30H with aluminum frame





The delicate frame with the diagonally down set feet is worth paying attention to. Cables descend down the vertical cable ducts, **making it easier** to keep the equipment in order. The system offers an easy way to connect additional modules almost endlessly.

BLF11 bench	1800/1640/740
+ PLF03 raceway cover	1800
PLF01 extension	1640/600/28
SLD13HT pedestal hpl	416/600/590
A3104H x 3 storage with hpl front	800/432/1129
A3404H storage with hpl front	800/432/1129



ZT11 fabric panel 1800/47/560



BLF03 bench	4800/1640/740
BLF12 extending element	1600/1640/740
PLF02 x 2 raceway cover	1600
PLF01 x 2 extension	1640/600/28
ZT03 fabric panel	1600/47/560
ZT02 fabric panel	1600/47/360

BLF02 bench	3200/1640/740
PLF01 x 2 extension	1640/600/28
ZT03 fabric panel	1600/47/560
ZT02 fabric panel	1600/47/360





The **media port is hidden** under the top access panel, which has the form of a specially-milled elongated opening flap. After placing the plug in the socket, the flap closes easily so that the cables are connected to the electronic devices at the desk and lie in the net below the media port.

M02 accessoires	3x230V; 2x45RJ
ZT18 fabric panel	1800/47/560

The **ergonomic workspace is better** organized when using the accessories. The partition panels can serve as areas for storing additional information like notes inserted in the upholstery on the pins. Hangers can be mounted on the panels to help organize the documents. The CPU holder can be fastened under the desk of the workspace.



ZT28 fabric panel 1800/47/340



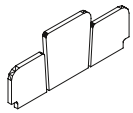
ZT18 fabric panel 1800/47/560

BLF11 bench	1800/1640/740
+ PLF03 raceway cover	1800
+ PLF01 x 2 extension	1640/600/28
A3104HG x 3 storage with hpl front and glass top	800/432/1134
A5104H x 2 storage with hpl front	800/432/1833

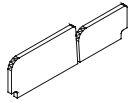




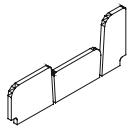
PARTITION WALLS



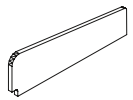
ZT21 1200/47/560
 ZT41 1400/47/560
 ZT01 1600/47/560
 ZT11 1800/47/560



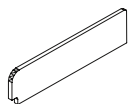
ZT22 1200/47/360
 ZT42 1400/47/360
 ZT02 1600/47/360
 ZT12 1800/47/360



ZT23 1200/47/560
 ZT43 1400/47/560
 ZT03 1600/47/560
 ZT13 1800/47/560



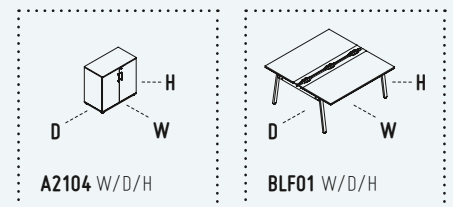
ZT24 1200/47/560
 ZT44 1400/47/560
 ZT16 1600/47/560
 ZT18 1800/47/560



ZT25 1200/47/340
 ZT45 1400/47/340
 ZT26 1600/47/340
 ZT28 1800/47/340

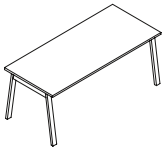


fabrics:

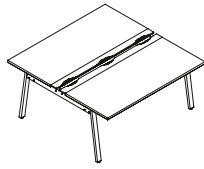


DESKS

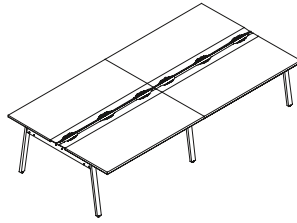
PLATFORM



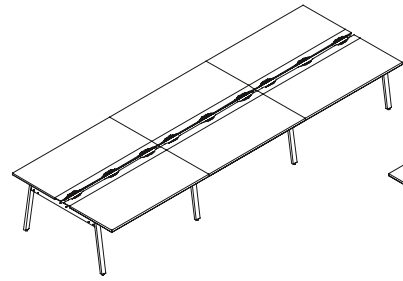
BLF21 1200/800/740
BLF41 1400/800/740
BLF16 1600/800/740
BLF18 1800/800/740



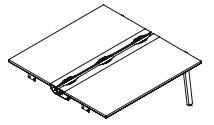
BLF04 1200/1640/740
BLF14 1400/1640/740
BLF01 1600/1640/740
BLF11 1800/1640/740



BLF05 2400/1640/740
BLF15 2800/1640/740
BLF02 3200/1640/740
BLF22 3600/1640/740



BLF17 4200/1640/740
BLF03 4800/1640/740
BLF33 5400/1640/740



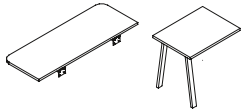
BLF13 1200/1640/740
BLF130 1400/1640/740
BLF12 1600/1640/740
BLF120 1800/1640/740

EXTENSIONS

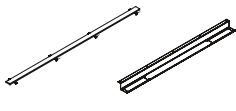
ADDITIONAL ELEMENTS

MOBILE PEDESTAL

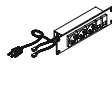
COFFEE TABLE



PLF01 1640/600/28
PLF04 800/600/740



PLF12 1200
PLF14 1400
PLF02 1600
PLF03 1800



E60 accessorie 1300



accessorie 2xRJ45 3x230V



M01 mediaport 2xRJ45 4x230V
M03 top access



S81 vertical cable duct



SKP13 pillow 400/600/40



SLD13 416/600/590

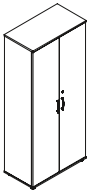


SLD12 416/600/590

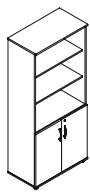


PLF80 ø800/740h

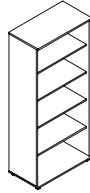
STORAGES AND CUPBOARDS



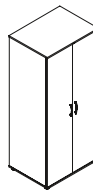
A5104 800/432/1833



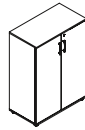
A5404 800/432/1833



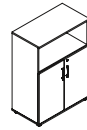
A5504 800/432/1833



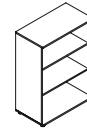
A6204 800/602/1833



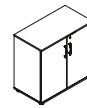
A3104 800/432/1129



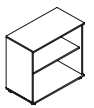
A3404 800/432/1129



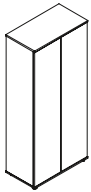
A3504 800/432/1129



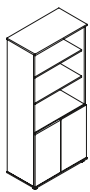
A2104 800/432/777



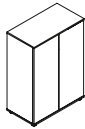
A2504 800/432/777



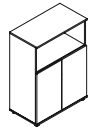
A5104H 800/432/1833



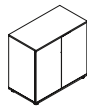
A5404H 800/432/1833



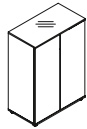
A3104H 800/432/1129



A3404H 800/432/1129



A2104H 800/432/777



A3104HG 800/432/1129



A3404HG 800/432/1129



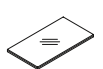
A3504G 800/432/1129



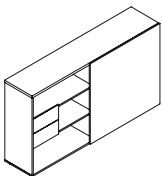
A2104HG 800/432/777



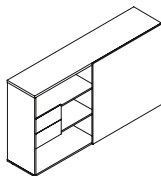
A2504G 800/432/777



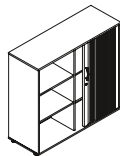
A800GT 800/432/33



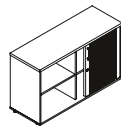
ZS03 2000/434/1129
melamine front



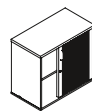
ZS02 2000/434/1129
HPL front



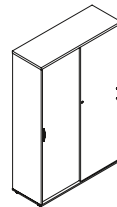
A3Z06 1200/432/1129



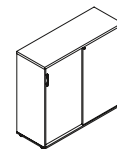
A2Z06 1200/432/740



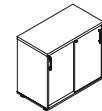
A2Z04 800/432/740



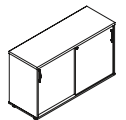
A5P06 1200/432/1833



A3P06 1200/432/1129



A2P04 800/432/740



A2P06 1200/432/740

H - storages with HPL front, G - storages with glass top, HG - storages with HPL front and glass top

HPL:



72

GLOSS GREEN



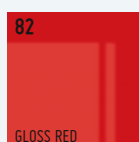
73

GLOSS WHITE



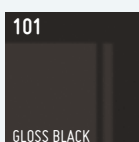
74

GLOSS ORANGE



82

GLOSS RED



101


GLOSS BLACK

worktops:



67

PASTEL WHITE



31

CANADIAN OAK

support frame:



15

WHITE

MITUM

www.mitum.com.pl, mitum@mitum.com.pl
tel. 661 241 966



 **mdd**
OFFICE FURNITURE FACTORY

www.mdd.eu info@mdd.eu

